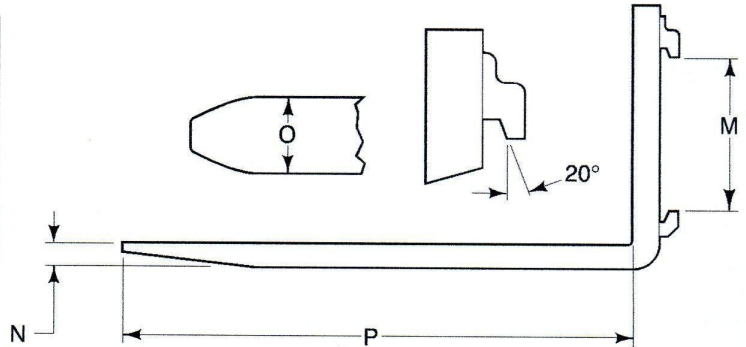


STANDARD I.T.A. HOOK FORKS

20° rear slope on carriage.

DISTANCE BETWEEN HOOKS	MOUNT. CLASS	CARRIAGE HEIGHT	CHECK YOUR CHOICE
M 12.09	I	13.00	<input type="checkbox"/>
M 15.07	II	16.00	<input type="checkbox"/>
M 18.82	III	20.00	<input type="checkbox"/>
M 23.59	IV	25.00	<input type="checkbox"/>

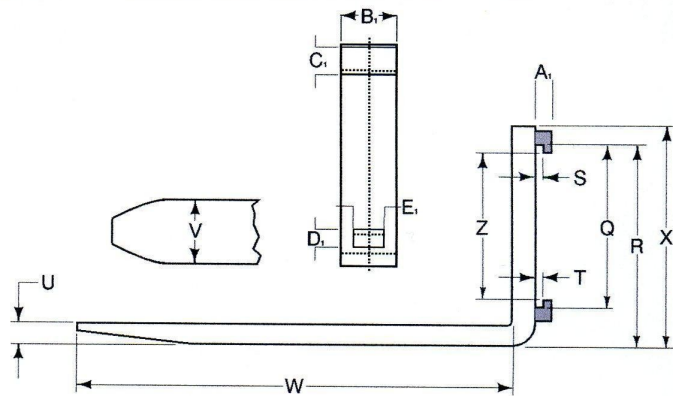
N _____ Thickness
O _____ Width
P _____ Length



NON STANDARD HOOK FORKS

With square carriage

Q _____ A₁ _____
R _____ B₁ _____
S _____ C₁ _____
T _____ D₁ _____
U _____ E₁ _____
V _____
W _____
X _____
Z _____



TIPS

Check Your Choice


☐ No 1.




☐ No 2.



☐ No 3.



☐ No 4.



CHISEL & BEVEL OPTIONS

Check Your Choice



☐ Top Chisel Tip



☐ Bottom Chisel Tip



☐ Standard, No Bevel




☐ Standard, With Bevel




☐ Standard Full
Taper & Polish

TAPERS


Check Your Choice




☐ Standard Taper



☐ Full Taper



☐ Full Taper
& Polish



☐ Lumber Taper
& Polish

fax to (877) 843 - 0592