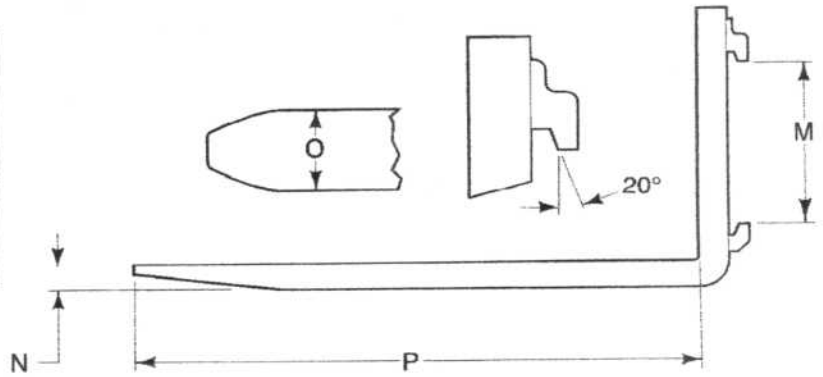


STANDARD I.T.A. HOOK FORKS

20° rear slope on carriage.

| DISTANCE BETWEEN HOOKS | MOUNT. CLASS | CARRIAGE HEIGHT | CHECK YOUR CHOICE |
|------------------------|--------------|-----------------|--------------------------|
| M 12.09 | I | 13.00 | <input type="checkbox"/> |
| M 15.07 | II | 16.00 | <input type="checkbox"/> |
| M 18.82 | III | 20.00 | <input type="checkbox"/> |
| M 23.59 | IV | 25.00 | <input type="checkbox"/> |

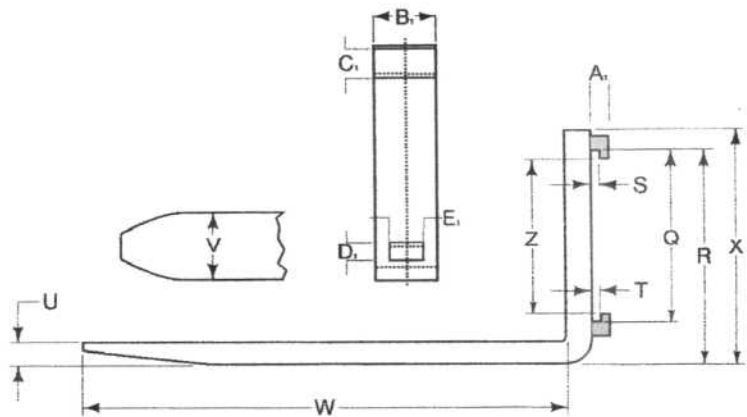
N _____ Thickness
 O _____ Width
 P _____ Length



NON STANDARD HOOK FORKS

With square carriage

Q _____ A. _____
 R _____ B. _____
 S _____ C. _____
 T _____ D. _____
 U _____ E. _____
 V _____
 W _____
 X _____
 Z _____



TIPS



Check Your Choice

No 1.

No 2.

No 3.

No 4.



CHISEL & BEVEL OPTIONS

Check Your Choice



Top Chisel Tip

Bottom Chisel Tip




Standard, No Bevel

Standard, With Bevel

Standard Full Taper & Polish

TAPERS

Check Your Choice



Standard Taper



Full Taper



Full Taper & Polish



Lumber Taper & Polish

Fax to (330) 491- 1906